



NORTHWEST NEWSLETTER



VOLUME 46 NO. 7

AUGUST 2006

THE 2006 NORTHWEST ROCKHOUND RETREAT

IT WILL HAPPEN!!!

The decision has been made and we are the richer for it. The current level of registration is just at the break-even point. This means that even though we put out the big effort to make the event happen, there will be no return for the Federation. For those of you that have signed up, we will continue to recruit and hopefully there will be more to make this a better event. The more people attending the finer will be the experience.

I know the price of gas is high but we have kept the cost of the event low to help cover the fuel. Another way to save would be for those who live close together to carpool and cut fuel costs in half. Just to give you a comparison of cost, Elderhostel will send groups to places like ours and their normal charges are from \$600 to \$800 dollars for a week's activity. That is more than twice the cost of ours for a week of fun and learning. Don't wait! Sign up now, get your spot reserved and be a part of our second annual event.

For those of you who have not kept up with what is happening, the Northwest Rockhound Retreat is a social and educational event that will happen at least once a year. The current location of the event is at Hancock Field Station which is owned by OMSI (Oregon Museum of Science and Industry) and is located about 20 miles west of Fossil, Oregon. The Field Station is about 2 miles east of the John Day River crossing near Clarno. There is even a swimming hole at the river for warm afternoon use. We will gather at the camp after 3 p.m. on the 4th and at 6 p.m. we will have a spaghetti feed for all who have arrived. Workshops open on Tuesday morning and run through Saturday. Sunday morning we have breakfast and say fond goodbyes. The cost for all this is just \$240.00 for the camp and \$45.00 for workshop fees. How can you beat a price like that?

We have room for at least 30 more people to participate, so sign up and join in, support the Federation event which is being put on for YOU. This is part of the effort to give you the members some return for your membership. Please take advantage of it, fun vacation and education all together. We now have a little extra time to collect registrations, but don't wait long, I can't guarantee acceptance past the 15th of August. I look forward to hearing from you.

If you have any questions, please contact me via e-mail or by phone or worst case by snail mail. E-mail - lstigner@aol.com Phone - 503-666-2905

Lamar Tilgner
200 S.E. Olvera Ave.
Gresham, Oregon 97080

Editor's Note: There is a map to the Retreat location on page 5 of this newsletter. Also, application forms are in both the May and June/July issue of the newsletter or you can get a copy from Lamar.

NFMS FIELD TRIP TO THE OCHOCOS Friday Sept 1- Monday Sept 4, 2006 Sponsored by Mt Hood Rock Club

We are again planning a trip to areas close to Prineville, Oregon over the Labor day weekend. This is the second year for this trip. If you missed it last year, this is your chance to collect in a productive area. This year the trip leader will be Tim Fisher. Make sure he knows you are coming so that you can be notified in case of cancellation due to weather, health or fire. Call Tim to register at 503-631-7236 or by email at tim@orerockon.com.

We expect to visit White Fir Springs, Whistler, Lucky Strike, Ochoco claim, and the MP 40 quarry. We may also take a trip south to Maury Mountain, Glass Butte or Bear Creek if the group would like. There are many good collecting sites in the area and we plan on hitting many of them.

Contact Tim for information about camping locations and accommodations. He will let you know where he is staying and you can join him. You could also stay at the Ochoco Lake RV park a few miles east of Prineville on HWY 26. This is a full service campground with showers and hookups.

This trip is a great opening act for the Rockhound Retreat that will be held at Camp Hancock. If you have not registered for the Retreat, call Lamar Tilgner at 503-666-2905. The retreat runs from September 5 to 9, 2006.

If you are willing to host a field trip for the Northwest Federation next year, please contact Keene Clay at 503-558-8500 with details. We need other clubs and other locations to keep the interest and to share the hobby.

Editor's Note: See Tim's ad on page 8 of this newsletter. If you are interested in purchasing his rock collecting sites, you might want him to bring a copy of his DVD or CD to the above field trip.

TOP 10 BAD DREAMS FOR ROCKHOUNDS



10. Collecting partner bursting with song.
9. Opening your backpack on arrival at locality and finding kids school books.
8. Sirens!
7. A lovely pond where the pit used to be.
6. Specimen bag is too heavy on way out.
5. Specimen bag is too light on way out.
4. A rattling noise in the rock pile.
3. Your spouse has "cleaned up" your collection.
2. Hammer seeking lightning.
1. A tour bus parked at favorite locality.

Via Yakima Gem & Mineral News, 07/06; et. al.

Northwest Federation of Mineralogical Societies
Bryan Schroeder, Editor
153 Spring Street
Richland WA 99354-1651

PLACE ADDRESS LABEL HERE

Non-Profit Org.
U.S. Postage Paid
Barley ID 83318
Permit No. 9

What's Inside:

NFMS Information.....	2
Thoughts & Comments.....	3-4
• Show Auctions.....	3
• 1st & 2nd V. P.	3
• Wood ID Course.....	3
• Fossil Lectures.....	3
• Recycle Rendezvous.....	3
• Rockhound Nominee.....	4
• Ed's Hall of Fame.....	4
• Rockhound or	4
• Haystack Butte?.....	4
• Ed's Corner.....	4
Rockhound Retreat Map.....	5
Junior Rockhounds.....	6
Finding Placer Treasurers... 	7
Show Calendar.....	8

NFMS Website:
www.amfed.org/nfms

NORTHWEST FEDERATION EXEC. OFFICERS 2005-2006

PRESIDENT: Frank Posthuma, Marysville Rock and Gem club (WA), Eureka Rock and Gem club (ID), 5760 SW Riley Lane Mountain Home, ID 83647-3620, (208)-794-0976,

Fapiii@earthlink.net

1ST VICE PRESIDENT: Chuck Sonner, So. WA. Mineralogical Society, 165 Tingle Rd., Winlock, WA. 98596, (360) 785-3909, **twofossils@toledotel.com**

2nd VICE PRESIDENT: Patty Amos, Mt. Hood Rock Club 2004 SE 134th Ave., Vancouver, WA. 98683-7125, (360) 892-3716, **packrats2@att.net**

EXECUTIVE SECRETARY: Joan Day, Golden Spike Gem & Mineral Society, 509 Highland Blvd., Brigham City, UT. 84302 (435) 723-3830, **highsighter@hotmail.com**

TREASURER: Lyle Vogelpohl, West Seattle Rock Club, 8810 37th Ave. SW, Seattle, WA 98126-3617, (206) 932-3292, **lrvogelpohl@comcast.net**

NFMS STANDING COMMITTEES

BUDGET: Chuck Sonner, 1st Vice President (see above)

BULLETIN AIDS: Darlene Denton, Mt. Baker Rock & Gem Club, 5830 Haddon Lane, Anacortes, WA 98221, (360) 588-0217

CREDENTIALS: Donna Cason, So. WA Mineralogical Society, 3707 S Toulte Rd., Toutle, WA 98649, (360) 274-4046

CUSTODIAN: Patty Amos, 2nd vice president (see above)

DIRECTORY/CIRCULATION: Roger Beck, Eureka Rock & Gem Club, 625 Willow Drive, Mountain Home, ID 83647 (208) 587-9374, **westbeck@earthlink.net**

EDUCATION: Margaret Stallknecht, Eureka Rock & Gem Club, P.O. Box 171, Letha, ID 83636, (208) 365-1653, **mestallknecht@yahoo.com**

ENDOWMENT FUND: CHAIRMAN: Edna Nelson, Mt Hood Rock Club, 66830 Maple Crest Rd., Deer Island, OR 97054, (503) 397-5284, **snelson@ados.net** ; SECRETARY: Rose Alene Mc Arthur, Hells Canyon Gem Club, 33427 Highway 212, Orofino, ID. 83544, (208) 476-3840; **TREASURER:** Jon Spunangle, Club at Large, 1005 NW 24th Ave., Camas, WA 98607, (360) 833-9645, **jonspe@juno.com**; **FINANCIAL ADVISOR:** Steven Gustafson, Mt Hood Rock Club, 3102 SE 328th Ave., Washougal, WA 98671, **stevengustafson@msn.com**

HISTORIAN: Shirley Leeson, Intermountain Faceters Guild, P.O. Box 23, Tenody, ID., 83468-0023, (619) 460-6128 or (208) 756-2394, **shirleyleeson@msn.com**

JUNIORS CHAIR: Gary Buhr, Everett Rock & Gem Club, 1242 State Ave., PMB 157 #1, Marysville, WA 98270-3672, (360) 659-7776 (work), (425) 356-7696 (cell), **gemnut@hotmail.com**; AK-Steve Jensen, ID-Barbara Nash, MT-open, OR-Janine Owens UT-Shaun Peck, WA-Marc Cimolino

LONG RANGE PLANNING-open

NEWSLETTER EDITOR: Bryan Schroeder, Lakeside Gem & Mineral Club, 153 Spring St., Richland, WA 99354, (509) 371-1572, **nfmsnews@verizon.net**

NOMINATING CHAIRMAN: Jack Edwards, Marcus Whitman Gem & Mineral Soc., 1475 Bussell Rd. Walla Walla, WA 98362, (509) 529-3673, **edwardsj@wwics.com**; **Members:** ID/UT- Evan Day, MT-Bill Luke, OR-Lamar Tilgner, WA/AK- Rocky McCall

OPERATIONS REVIEW: John Haworth, 203 Rainbow Dr. # 10300, Livingston, TX, 77399, **haworth@pocketmail.com**
PAST PRESIDENTS COUNCIL: Russell Snook, Tualatin Valley Gem Club, 73 S. 26th Ave, Cornelius, OR 97113, (503) 648-3989, **dottys28@msn.com**

PUBLIC LANDS ADVISORY: OPEN

PUBLIC RELATION: OPEN; Members: AK-Tom and Linda Cooper, ID-Clarence Wright

SLIDE/ VIDEO LIBRARIAN: Mark Stephens, Kitsap Mineral & Gem Soc., 19830 Mosjon Circle, Poulsbo, WA. 98370, (360) 779-8273, **nfmsprograms@earthlink.net**

RESOLUTIONS: Betty Luke, Bozeman Gem & Mineral Club, P.O.Box 254, Harrison, MT 59735, (406) 685-3694, **ramblers@3rivers.net**

RULES & AWARDS CHAIR: Jim Hoesechen, Columbia Willamette Faceters Guild, P.O.Box 325, Donald, OR. 97020, (503) 678 5315, **j2h@worldnet.att.net**

JUDGING DIRECTOR: Barbara Jacobsen, Club-at-Large P.O. Box 1579, Shady Cove, OR. 97539-1579, (541) 878-1445 **bobjake@connpoint.net**

EXHIBITS REGISTRAR: Dee Holland, Intermountain Faceters Guild, P.O.Box 23, Tenody, ID, 83468, (208) 756-2394, **beauholland@salmoninternet.com**

SAFETY: Open

SCHOLARSHIP: Toby Cozens, West Seattle Rock Club, 4401 S.W. Hill St., Seattle, WA. 98116, (206) 937-7872, **tobycoz1@earthlink.net**

SHOW CO-CHAIRPERSON 2006: Dick Parks, Mt Hood Rock Club, 2004 SE 134th Ave., Vancouver, WA 98683-7125, (360) 892-3716; Sonya Sonner, So. WA. Mineralogical Society, 165 Tingle Rd., Winlock, WA. 98596, (360) 785-3909

twofossils@toledotel.com

SHOW COORDINATION: Judi Allison, Hatrockhounds Gem & Mineral Society, 40 Van Buren St., Umatilla, OR. 97882-9736 (541) 922-6284, **rjall@eoni.com**.

STAMPS: Hermina Kolski, Billings Gem & Mineral Club, 208 Riverview #2E, Great Falls, MT 59404, (406) 453-7027

SUPPLIES: Wes Davis, Tualatin Valley Gem Club, P.O. Box 603, Forest Grove, OR 97116, (503) 357-2093, **wettar@verizon.net**

WAYS & MEANS: Joe Slouber, Butte Gem & Mineral Club

P.O. Box 427, Butte MT., 59703-0427, (406) 494-3034,

RockHound@in-tch.com

WEBMASTER: Jack Eads, Kitsap Mineral & Gem Soc., 5169 E. Hillcrest Drive, Port Orchard, WA. 98366-8101, (360) 871-2445, **jacke@silverlink.net**

NFMS WEB SITE: www.amfed.org/nfms

NFMS SPECIAL COMMITTEES 2006

FIELD TRIP CHAIRMEN: Keene Clay, Mt Hood Rock Club, 19473 SE Foster, Boring OR 97009, (503) 558-8500, **clayken@comcast.net**

NORTHWEST ROCKHOUND RETREAT (Hancock): Lamar Tilgner (Chair), Mt. Hood Rock Club, 200 SE Olvera Ave., Gresham, OR 97080, (503) 666-2905

CLAIMS COMMITTEE: Rocky McCall, Marysville Rock & Gem club, 8330 272nd St. NW, Stanwood, WA 98292-7430 (360) 629-2515, **rm711@tgi.net**

OPERATIONS PROCEDURE UPDATE: Jack Edwards Marcus Whitman Gem & Mineral Soc., 1475 Bussell Rd., Walla Walla, WA 99362, (509) 529-3673, **edwards@wwics.com** (committee created Aug. 2005)

ROCKHOUND OF THE YEAR: Viola Jones, Skagit Rock & Gem Club, P. O. Box 2841, Mt. Vernon, WA. 98273, (360) 424-8340, **rocks1x1vi.george@verizon.net**

AFMS COMMITTEES (NFMS Representatives):

ENDOWMENT FUND-Frank Posthuma & Chuck Sonner, EDITORS HALL OF FAME-Esther Davis, BULLETIN EDITORS-Bryan Schroeder, NFMS /CLUB PUBLICATIONS-Darlene Denton, ROCKHOUND OF THE YEAR-Viola Jones, CONSERVATION LEGISLATION-Darlene Posthuma, EDUCATION-ALL AMERICAN-Margaret Stallknecht, INTERNATIONAL RELATIONS-Bill and Janet Smith, JUNIOR PROGRAMS-Gary Buhr, LEWIS AND CLARK-Open, PAST PRESIDENT ADVISORY COUNCIL-Russell Snook, PROGRAM COMPETITION-Mark Stephens, PUBLIC RELATIONS-OPEN, SAFETY-Open, SCHOLARSHIP FOUNDATION-Toby Cozens, SUPPLIES AND PUBLICATIONS-Wes Davis, JUDGE TRAINING COMMITTEE-Dee Holland, WAYS AND MEANS-Joe Slouber, WEBSITE-Jack Eads.

THINGS YOU SHOULD KNOW

The AMERICAN LANDS ACCESS ASSOCIATION (ALAA) is a 501(c)(4) organization. Its purpose is to promote and ensure the right of amateur hobby fossil and mineral collecting, recreational prospecting and mining, and the use of public and private lands for educational and recreational purposes; and to carry the voice of all amateur collectors and hobbyists to our elected officials, government regulators and public lands managers. Your annual membership fee of \$25.00 helps support their activities. Contact: **Toby Cozens**, West Seattle Rock Club, 4401 S.W. Hill St., Seattle, WA. 98116, (206) 937-7872, **tobycoz1@earthlink.net**.

The AFMS NEWSLETTER is published monthly except Jan-Jul-Aug by the American Federation of Mineralogical Societies. Each NFMS member club should have three people (usually the Pres, Secretary, and Editor) receiving the AFMS Newsletter. If they are not, or if anyone else wants to subscribe (\$4.50 per year), write to: **AFMS Central Off., Steve Weinberger, P.O. Box 302, Glyndon, MD 21071-0302.** Make checks payable to "AFMS". **Email: central_office@amfed.org**

The NORTHWEST NEWSLETTER is the official publication of the Northwest Federation of Mineralogical Societies (NFMS) and is usually published ten (10) times per year. This publication is brought to you through your club membership in NFMS. The purpose of the Northwest Newsletter is to keep all NFMS members informed of activities and events pertaining to the business and services of the Federation. The Newsletter is printed and mailed to approximately 3500 homes in six states by Burley Reminder in Burley ID. For matters related to the Newsletter (i.e. content, advertising, etc) contact the **Newsletter Editor** (printed elsewhere on this page). For matters related to the Newsletter circulation (new members, address changes, etc.) contact the **Directory/Circulation Chairperson** (located elsewhere on this page).

SHOW COORDINATION. Your Federation provides a free service for NFMS members by listing your show in this Newsletter, on the NFMS website, and three magazines (Rocks and Minerals, Rock and Gem, and Lapidary Journal). Please provide the date and time for the show, the club name and show title (if applicable), the

location of the show, and most important a contact person with e-mail, address, and or phone (e-mail is preferred). Please send your show information four to six months in advance to the **SHOW COORDINATION** Chairperson (printed elsewhere on this page). If you see an error once your show is listed, or if your show is not listed, contact **Newsletter Editor** (printed elsewhere on this page)

SAVE STAMPS PROGRAM. NFMS members are encouraged to use and save commemorative stamps. The monies generated from the sale of these used (cancelled) stamps is then donated to Cancer Research. The collected stamps can be sent to the **STAMPS** Chairman (printed elsewhere on the page), brought to the NFMS Annual Show or given to your Federation Director in your club.

ATTENTION CLUB TREASURERS:**Where to send your money:**

To NFMS Treasurer for:

1. Dues and supplies
2. Donations for the general fund
3. Donations to Junior Achievement

To NFMS Endowment Fund Treasurer for:

1. Donations to Endowment Fund
2. Memorial contributions

To NFMS Scholarship Chairperson for:

1. Donations to AFMS Scholarship Fund
2. Memorial contributions

Make check payable to AFMS Scholarship Fund.

To AFMS Endowment Fund for:

1. Donations to AFMS Endowment
2. Memorials

Send to: Toby Cozens (see "Scholarship" this page)

To ALAA Treasurer for:

1. Memberships, new and renewals
2. Donations

Send to: Toby Cozens (see "Scholarship" this page)

(See this page for address, phone, or e-mail)

NFMS NEWSLETTER ADVERTISEMENT. Members, Non-members, clubs, etc. can advertise in the Northwest Newsletter. This service is provided to help defray the cost of printing and mailing the newsletter and is encouraged by the Federation. The only criteria for the ad is that it be hobby related (e.g. rocks, equipment, grit, shows, etc.).

Ads for the Northwest Newsletter are \$1.50 per square inch.

Example: 3" x 4" ad = 12 inches
12 inches x \$1.50 = \$18 per issue of the Newsletter

Do not send ads on colored paper because the background will look gray in the ad. For more information or questions call, e-mail or write the Newsletter Editor (printed elsewhere on this page.)

DEADLINE
for YOUR SUBMISSIONS TO
the next
NORTHWEST NEWSLETTER is

AUGUST 21th

**For the September 2006
ISSUE**

509 371 1572

BRYAN SCHROEDER
NFMS NEWSLETTER EDITOR
nfmsnews@verizon.net

COMMENTS & ANNOUNCEMENTS

Thank you for Your Generosity!

By Keene Clay


In a recent article, we requested donations for the Oral and Silent Auctions for the NFMS show in Longview. The response was beyond what we expected. Clubs from Montana, Utah, Oregon, Washington and Idaho brought materials. The result was an exceptional selection of silent and oral auction materials. We generated a combined income of over \$6700 from the auctions and many show participants were able to go home with some fine specimens from around the region.

Now that the Federation show is over, we can start to look forward to next year in Butte, Montana. Before we start to plan on the future, a few thank-you notes for donations are in order. Unfortunately, some donations were not recorded. Thank you also to clubs and individuals that not mentioned.

A special thank-you goes to Doug True of Paleo Enterprises. He donated many boxes of mineral specimens and other prime materials. Chris Rose of the Spectrum mine was also very generous with his donations of high quality materials from his claims. This support from our dealers is very gratifying. Some of the clubs that did donate include the Mt. Baker Club, the Southern Washington Mineralogical Society of Longview, Washington, the Mt Hood Rock Club of Gresham, Oregon, Everett Rock and Gem from Everett, Wa., Clackamet Mineral and Gem Club of Oregon City, Oregon, and the Golden Spike Club from Utah.

Chuck Newhorn from Klamath Falls donated an exceptional piece of silver ore and a piece of Oregon opal from Southern Oregon. Dick Whitmarsh of the Everett Rock and Gem Club and Guy DeTorrice from the Oregon Coast Agate Club each brought a generous donation. Ken Thistle from Portland donated a flat of beautifully polished high grade Brazilian halves. We were also blessed by a large donation of rock by Dick Edwards of the Whidbey Pebble Pushers.

Thank you to all who made the auctions such a total success. If I missed anyone who donated please forgive the oversight. We were busy and some of you undoubtedly were not recognized.



Chuck Sonner

NFMS 1st Vice Pres..

I would like to thank all the members of both the Mt Hood Rock Club and Southern Washington Mineralogical Society for all their hard work that went into the 2006

NFMS Show. The show did very well for both the AFMS Scholarship and the NFMS Endowment Fund.

At the annual meeting, the delegates again stressed fiscal accountability. Only with a strong and financially secure Federation can new programs be underwritten. I will over the next few months explain areas the Federation can continue to cut costs. There is another fundraising idea in the works that will continue to strengthen the Endowment Fund. This idea will be featured in an upcoming edition of the Northwest Newsletter.

I was asked for the names of the individuals and clubs that donated material for both the voice and silent auctions. There were a few that I did not know about. For those not mentioned, I apologize and thank you. One I should have included was Ken Thistle of Oregon Agate & Mineral Society. He donated cut and polished Brazilian Agate nodules. They were well received in both the silent and voice auctions.

The board plans to use the director's bulletin more this year. This bulletin is a two-way communication. If you have questions, please address them to the board.



Patty Amos

NFMS 2nd V. Pres.

The Federation show in Longview is now behind us. I would like to thank all of the people who helped make it a great show. We had

some great exhibits even if some people took their exhibits out before the show was over. Thank you all. Our Oral and Silent auctions did more than we anticipated. I wish Butte good luck when having their show. I know of all of the things that can and do go wrong. You think you have all of the bases covered and then something comes up you didn't count on or forgot about.

Dick and Tonya did a great job and had to put up with a lot from Chuck and me. It will be awhile before all of the totals are in from the show. The food was very good. Since we had to change caterers at the last minute, the one we had did a great job. I hope everyone enjoyed the meals they signed up for. I'm glad our hot spell held off until this coming weekend.

As most of you should know we had our Mid-Year meeting and at that time we didn't have a 2nd Vice President yet. Since Chuck and I were not replaced guess we will have to serve next year. I will try to do a good job as the 1st. Vice President. Take care and have a great summer.

PRIVATE SEMINAR ON WOOD IDENTIFICATION

Something new is being offered to petrified wood collectors. It is a private seminar on petrified wood identification to be held in the Bob & Juanita Scott home museum in September. W. Walton Wright, the well-known foremost wood identifier in the United States, will head the 3-day seminar.

The seminar is to be held Sept. 5, 6, & 7, and only 18 people can be accommodated. Therefore, attendance is by reservation only - so, if you would like to attend, please call early and confirm space is available - (509) 466-1796. The location will be in Northwest Spokane at 8120 N Jefferson Drive.

Each person will be required to pay \$100 fee for the 3-day seminar.

Lunches will be either potluck or catered - depending on attendee's choice. Hours are not decided on as yet. I will furnish all drinks. Dry camping is available (for free) on a vacant lot next door to our property. We also have an RV dump on the front of our property. One can bring specimens for Walt to identify. Also, one will need to bring a pad, loupe, pen and small table lamp.

The only stipulation is that no one attends who has a cold or other communicable disease as I am a chemo patient.

Just plan to enjoy and have fun!
Sponsor, Juanita Scott

FOSSIL LECTURES

By Guy Ditorrice

Guy DiTorrice [chrisandguy@newportnet.com]

Newport (Oregon) resident, and fossil-collecting rockhound, Guy DiTorrice (aka "OregonFossilGuy"), presents "Fossils You Can Find on Oregon Beaches" at local state park campgrounds:

August 19, Beverly Beach State Park, 7-9 p.m.

September 2, South Beach State Park, 7-9 p.m.

Fulfilling a lifelong desire to collect old rocks containing fossils of past life, DiTorrice takes school groups, families, clubs and senior citizens out to Oregon's beaches to search for and collect (or photograph) 20-30 million-year-old beach fossils. In addition to field trips, DiTorrice presents fossil talks to schools, service clubs, church groups, rock clubs and youth groups.

MT. BAKER CLUB'S ROCKHOUND RECYCLING RENDEZVOUS

By Dick Rantz

Sorry if you missed it! We had a great time at our first annual "Swap, Trade and Sell Party" on June 17th out at Candi Girard's beautiful "Heavenly Estate" near Ferndale, WA. We had some 20 Tailgaters and Swap Tables offering much fine rock, cabbings slabs and all manner of lapidary items. Several hundred folks, including a number from nearby rock clubs, showed up. The best part was the chance to get so much "Collected Long Ago" stuff out of basements and backyard rock piles and get it RECYCLED for others to enjoy! Of course, the stories shared and the general Rockhound socializing and shmoozing were great fun as well. Yes, we plan to make it an annual event along about the 3rd weekend in June, and will announce the affair in this publication. We hope many more of you fellow Rockhounds will join us next time.



BRECCIATED JASPER

Brecciated jasper is usually considered a type of chalcedony (micro-crystal quartz). It is usually red, but can be found in yellow, brown, green and gray-blue. The color is rarely uniform and usually is distributed in spots or bands, thus the name brecciated or broken. It has a dull luster and is often found mixed with other material, such as iron oxide, which gives it its unusual red to reddish brown color. Brecciated Jasper comes in several varieties and is found throughout the world, including the US. Via Golden Spike News, 06/02

COMMENTS, ANNOUNCEMENTS & OPINIONS

ROCKHOUND OF THE YEAR NOMINEE

The Springfield Thunderegg Rock Club of Springfield, Oregon, nominates William (Bill) Cantrell as their Rockhound of the Year.

Bill goes beyond the "Code of Ethics" for rockhounds, demonstrating leadership, showmanship, friendliness and generosity to others in advancing our rockhound hobby. While he is a family man with a large extended family, Bill donates his time to the Willamalane Adult Activity Center as their Rock Shop Director. He coordinates work schedules, repairs equipment and instructs students on how to identify and turn a piece of rock into a gem. Because Bill keeps the shop going at the senior center, the club meetings are held at no cost to the club. Bill also volunteers in his community by bringing his own equipment and demonstrating during the City of Springfield's "Children's Celebration" every July.

The Springfield club has benefitted from his leadership as he has been President many times, Field Trip Director and Trustee. He also stores club equipment on his property, and works tirelessly at club shows during set-up, demonstrating, walking security, selling rocks, tear-down and storing equipment. Bill still works full time (even though starting his 80th year of life), but still finds energy to visit member's homes and help repair their lapidary equipment or give them spares of his own. He also contributes articles to our newsletter and writes letters on behalf of rockhounding. He has received our "Man of the Year" award. With Bill's untiring effort and willingness, he promotes our club and rockhounding to all.

AFMS EDITOR'S HALL OF FAME

The AFMS Bulletin Editor's Hall of Fame award for NFMS this year went to Vi Jones, editor of the Skagit Gems.

This award is presented to editors who have demonstrated a special interest to go above and beyond their normal job as club editor. Vi is now a part of a very special group of editors who have been recognized for their efforts, including Esther Davis who received the first certificate for a northwest editor back in 1995 at AFMS/NFMS convention in Boise, Idaho when this program began.

Presenting the award was Esther Davis, NFMS representative and Shirley Leeson, AFMS Chair.

reporting: Shirley Leeson

ROCKHOUND OR ROCK HOUND

When I was the editor of our local rock club, I was always bothered by the fact that my word processor would identify the word rockhound as misspelled, but it would accept the two-word version. Also, my dictionary "The American Heritage College Dictionary" identified it as two words, including a later edition than mine. The Merriam Webster Dictionary also spells it with two words. There is one dictionary that spells it as one word, and that is the Oxford American Dictionary. Interestingly, the Oxford English Dictionary (a twenty

volume set) does not even identify it as a word. So don't tell your English counterpart you are a rockhound, because he or she may not know what you are talking about.

Your editor uses the one word version. Why? Because most literature I have seen uses one word. Very seldom have I seen it spelled as two words. In the words of H. Mann, "We rule by the majority, if the majority is insane, then the sane go to the hospital." Eventually I would expect our dictionaries mentioned above to "catch up" to the one word version.

Here are some thoughts a couple of our members had:

I always write Rockhound as one word because it refers to a one person reality rather than a rock and a dog! I agree with Google and see their uses as a modern day Webster for definitive wording. When reading many historic documents, I mostly see Rockhound as one word, but have noticed that the rural culture tends more to the Rock Hound and that the urban culture tends more to Rockhound. Our internet servers like all the words connected for faster results and that reminds me of the ancient names that would connect words into one, as in many names such as waterhouse and waterhammer. Anyway my vote is Rockhound. Gary Buhr, NFMS Juniors Committee Chairman.

As for Rock Hound, or Rockhound, guess it's a matter of popular usage and preference so long as the term doesn't make it into Webster's. Like Google, I prefer "Rockhound", but my "Spell check" fights me all the way. Dick Rantz, Mt. Baker Rock Club.

WHERE IS HAYSTACK BUTTE?

When I first posed this question, my first thought was that this is an odd name for a butte. Probably because I have never seen the name used in all my travels. After a Google search and much to my surprise, there are haystack buttes all over the country. There is even one by the Columbia River which appears to be near the Maryhill museum. I received three responses from this question and they are quoted below.

Hay Stack Butte, is some 10 plus miles west of Adrian, Oregon. Although you will have to go 6 miles north to Owyhee, a little town or wide spot in the road, then 10-15 miles NW to the Twin Springs road. You may need to ask at the one & only station in Owyhee. I have never been there and I am not sure if it's under claim or not. John Howell O,G,& M S, Caldwell ID.

This one came in by phone. The Gem Trails of Oregon, page 146, gives a collection site for Owyhee Jasper. Jerry said it was only a few tenths of a mile from that site. Jerry also said the Burns, OR rock shop sells a rockhound map and Haystack Jasper is listed. By Jerry Iverson, Kitsap Gem and Mineral Club.

Haystack Butte was an old collecting area about halfway between Prineville and Madras, west of Hwy. 26. Like Powell Butte, further south, these are "Old time locations" that provided some fine stuff in very limited quantities, a number of years ago. By Dick Rantz, Mt. Baker Rock Club.

I did look on an Oregon Atlas, and there is a Haystack Butte just off Rt 97 and just south of Haystack Reservoir which is south of Madras, OR. On the other site mentioned near Adrian in Eastern Oregon, the Atlas just says Haystack.

The jasper I have (and identified as Haystack Butte Jasper) has many colors, mostly deep reds, browns and tans. I also could see some lime green, black in one case, and a cream color. In some of the material, the colors are layered.



Editor's Corner

Bryan Schroeder NFMS Newsletter Editor

The Longview show has come and gone and now it is back to the editor business. This will be the last issue for this Fiscal Year and the September issue will start with a new Volume 47. I did enjoy the show and I contributed my fair share to the auctions (silent and voice). From the report by Keene Clay, the auctions were certainly a success and probably broke the previous record for income received.

Bev (my wife) certainly liked the camping arrangement for dry camping, on grass and under nice big shade trees. Although not rock related, she enjoyed walking through the WSU Master Gardeners' Garden on site as well as a stroll by the first jail in Cowlitz County which was situated along the side of the Fairgrounds east of the dry camping.

My only disappointment was that I did not receive any report or article about the awards ceremony. I would think the awards given are about as newsworthy as you can get, and this is called a newsletter. Somehow, I would like to correct this for next year. Any suggestions out there???



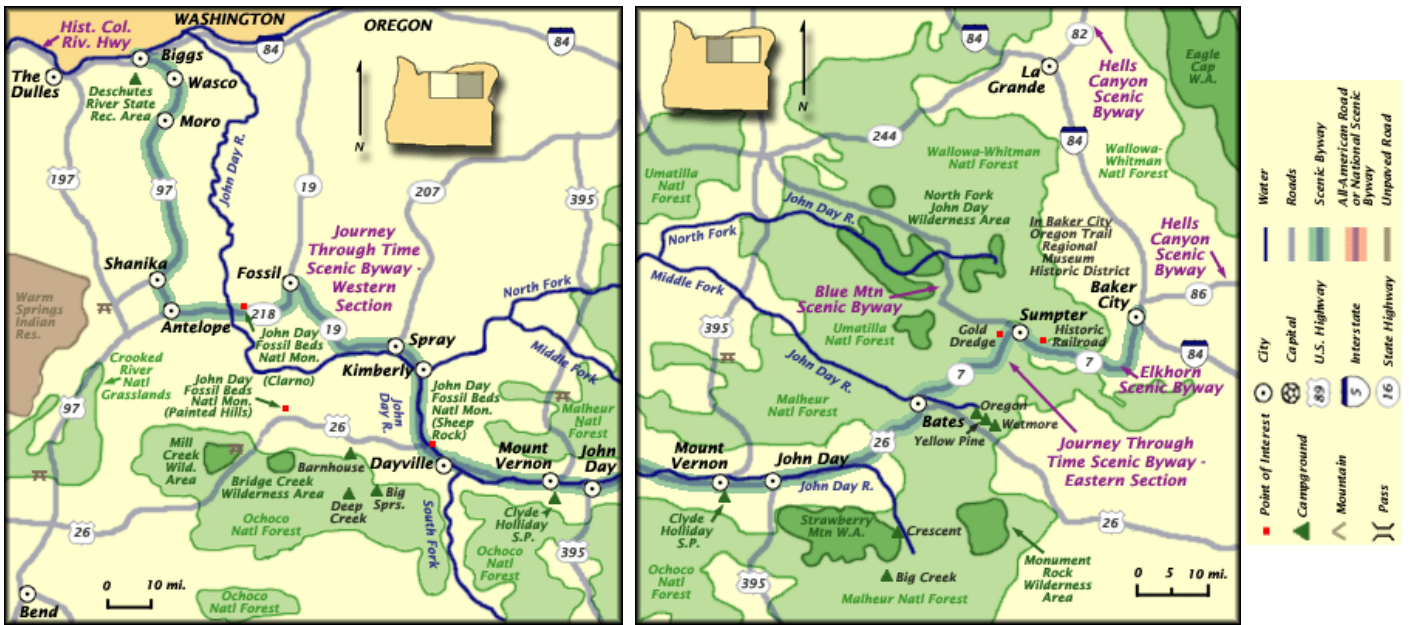
Moonstone Working by Gerald L. Wykoff, GG, OSM

Of all of the magnificent phenomenal gemstones too seldom cut to their maximum performance level, I would suggest that Moonstone ranks at or near the top. Too many gem cutters give this mighty feldspar a cursory examination, locate the flash from the platelet plane and go ahead and start cutting. Later, they wonder why they haven't achieved the sought after billowy subtle blue sheen that floats across a well cut Moonstone.

The answer in a nutshell: The stone simply wasn't oriented correctly. Truth is, it's surprising how many lapidaries don't understand the procedure for orienting a piece of Moonstone feldspar so the floating sheen will develop. Orienting a Moonstone properly involves a two-step collimating procedure. First, you want to develop the flash plane, and second, you want to develop the sheen plane which is perpendicular to the flash plane.

Here's how this is done. Roll the rough specimen around directly under an overhead light — the stronger the better — until you observe a distinct adularescence flash. Mark that spot with a lead pencil or felt tip, then roll the stone completely over to the opposite side and look for another flash. Mark this spot too. Now, as a double check, roll the stone back and forth and left and right until you get absolutely the brightest flash you can. Mark this new orientation with distinguishing pencil or ink dots. With good Moonstone, flashes appear yellowish perhaps with a hint of white or silver. Via the BEMS Tumbler, 07/06

Please note the two maps below overlap coverage. Example, Rt. 395 is shown on the right side of the western map and on the left side of the eastern map



NORTHWEST ROCKHOUND RETREAT

(How to enjoy your journey “TO” and “FROM”)

By Lamar Tilgner

The map included in this issue will allow you to follow this dissertation on sights and happenings of history relating to the area that you will be traveling through on your way to and from the Retreat. This is a birds-eye view of a specific route which has been designated as an “Oregon Scenic Byway” and is called “Journey through Time”.

If per-chance you are interested in doing some physical labor in trying to recover some Thundereggs or various other materials, you might want to plan on a few extra days and hooking up with Tim Fisher, from Mount Hood Rock Club, as he takes you into the Ochocos and other places in search of the great discovery of fine lapidary materials. His plans cover the Labor–Day weekend and will be published in the Newsletter. If you make this a part of your agenda, you might want to take a few hours and travel just North of the town of Mitchell and view the “Painted Hills”. They are a beautiful sight to see and very close to everything that is happening. This could be a good warm up for the Retreat.

From whatever direction, you can find some interesting places to visit and see on your travels to and from the Retreat. First, let’s locate where the Retreat is located. If you look on the west map near the center you will find the town of “Fossil” and the town of “Antelope”. Half way in between near the “John Day River” you will find “John Day Fossil Beds National Monument”, “Clarno Unit”. This is what is now referred to as “Hancock Field Station” and is the location you will be at for the week of the “Retreat”. The landscape is rugged but beautiful.

The town of Baker City has a nice Museum with several family estates of rocks and lapidary. If you have the time, it is well worth seeing. Just East of Baker City on the road to Halfway is the Oregon Trail Interpretive Center. This is a must-see when you are in the area. Just West of Baker City you will find the towns of Sumpter and Granite. These are old gold mining towns with a lot of history. In Sumpter they still have the old gold dredge that worked the valley, sitting in place for your inspection. Pendleton is an old western town which was very active during the settling of Oregon. South of Pendleton through Pilot Rock and south (not shown on map above) was an area of great turmoil and, some of the last “White Man” and Indian battles were fought in this area. At Biggs, a point of interest would be the Maryhill Castle which is now a museum. Also in the same area, just east of the castle is a replica of England’s famous “Stonehenge”.

Traveling South from Biggs you travel through farming communities of Moro, Grass Valley, and Kent to the little town of Shaniko. This is a quaint little town and along with its neighbor, Antelope, was very heavy into the news during the time when the big Muddy Ranch was owned by the “Rajneesh”. The Big Muddy Ranch

was just South and East of Antelope. The Rajneesh had thousands of people living on this ranch and even tried to take over the county. Needless to say, the ranch is still there but is owned by a Christian organization and is being used in a very different manner.

If you are traveling from the East and choose to wander down through Prairie City, John Day, Dayville, Kimberly, Spray, and Fossil, you won’t find freeways or even straight roads, but the scenery is just gorgeous.

Whether you come from the North, South, East, or West, there is lots to enjoy and I trust you will want to return to our “Retreat” at “Hancock Field Station”. For those of you who enjoy the sights along the way, no matter what direction you come from, there is a treat waiting for you. For those of you who are a little more daring, there is a good swimming hole nearby on the John Day River. We’ll see you at the “Retreat”.

IF YOU NEED AN APPLICATION FOR THE ROCKHOUND RETREAT, YOU WILL FIND ONE IN EITHER THE MAY OR JUN/JUL ISSUE OF THIS NEWSLETTER, OR YOU CAN CONTACT LAMAR TILGNER.

**Seattle Regional
Rock & Gem Show**

September 9-10, 2006
Saturday 10-6, Sunday 10-5

Seattle Center
Fisher Pavilion

**FREE Gem & Gold
Panning for Juniors**

- ♦ Junior Activities
- ♦ Dealers
- ♦ Hobby Displays
- ♦ Demonstrations
- ♦ Seminars
- ♦ Door Prizes

Adults: \$3.00
Juniors (<18) \$2.00, but free with adult
Admission good for both days

\$1.00 off with this flyer

www.RockandGemShow.com

A not-for-profit organization.

NFMS JUNIOR ROCKHOUNDS "News Flash August"



**Juniors
Chairman**

Gary Buhr

Main event
this year
happened in
Longview,
WA at the


Cowlitz County Fairgrounds, and it was the 2006 NFMS Annual Show and Convention. Our KIDS CORNER was smaller, but way huge on fun and action for the Juniors who volunteered to help. All are in the photos except MARIA SEXTON, age 11, granddaughter of William Mitzel of the Mount Hood Rock Club. She was extremely helpful the first day with Critters.

Generous donations were received from Aura Design--Vi Jones of Skagit Rock & Gem; Rock Castle & Cota's Lapidary--Joe & Lucy Cota; Joan & Evan Day of Golden Spike Gem & Mineral Society; Mel Buhr, Life Member of Everett Rock & Gem; Groah's Gems--Dan & Linda Groah; Gary Buhr of Everett Rookie Rockhounds; Roger Beck of IFG and Eureka Rock & Gem; Joe Slouber of Butte Mineral & Gem; Crystal Rich--Tammy & Rich Lewis of Tacoma; Mike Blanton of KGMS and West Seattle Rock Club; Clackamette Mineral & Gem via Bea & Forrest Settle; Mount Hood Rock Club via Keene Clay; Alpha Supply LLC via President Elect Chuck Sonner; Russ Hall of the Mount Hood Rock Club; Bonnie & Dick Glismann of Golden Spike Gem & Mineral Society; George Anderson of Skagit Rock & Gem; Harvey Burnham of Columbia-Willamette Faceters Guild; Dorothy & Glenn Lee of Oregon Trail Gem & Mineral Society. These donations fuel our success! Thank You Kindly!!! Mel Buhr, Life Member of ERGC set up a superb display of 23 Raffle Prizes and NICKOLAS ERNSBERGER, grandson of Joan & Evan Day, announced all of the Raffle Winners on Sunday afternoon using a bullhorn for the first time.

We missed the joy and company of TOBY COZENS in the KIDS CORNER and attempted to match her bullish sales volume of Raffle Tickets. The Juniors realized that the usual suspects that give the KIDS CORNER "gravitas" may not always be there to help, so the Juniors found out that selling Raffle Tickets is not as easy as it may appear. TOBY always makes it look easy because she knows every other person who walks by!

Our "Chief Mineralogist" Lorna Goebel of Everett Rock & Gem and Friends of Mineralogy played her popular Mineral Bingo with all ages including us volunteers. Jewelry Supplier, Mineral Expert and Friend of Mineralogy Arlene Handley substituted and collaborated with Lorna, so the KIDS CORNER was very well covered for any questions that came along.

There were three 2006 NFMS Junior Achievement Award Winners, JEREMY ROOD, JASON ROOD and NATHAN SHACKMANN, plus ALYSSA CARNES of the Rock & Arrowhead Club of Klamath Falls, OR who attended the Annual Meeting for the second consecutive year--they will be featured in our next edition of the Northwest Newsletter.



2006 KIDS CORNER was the epicenter of fun, laughter that sometimes went "hysterical", and Junior Rockhounds learning to work together with commerce and their peers.



MOLLY SMITH age 10, granddaughter of Lenora Smith, Mt Hood Club, volunteered all day Fri & Sun, but had to shop at the Show all day Saturday. She also made the most unique, "out-of-the-

box" Critters imaginable that were practical.



RICHARD LEWIS III, son of Tammy & Rich Lewis of Crystal Rich, was introduced to every facet of the KIDS CORNER and was a great customer too. He excelled in Critter Making.



JORDAN PETERSON, now of Tacoma, from California has helped three years at the KIDS CORNER. His grandfather Joe Peterson has been a Rockhound since 1956 and will be a speaker at the next NFMS



2005 NFMS Junior Achievement Award Winner and Everett Rookie Rockhound, LAURA CIMOLINO (Rt. in photo), age 13, volunteered 100% at the KIDS CORNER mostly selling Raffle Tickets. Her mother Carol Cimolino demonstrated world-class Intarsia across the aisle during the Show. NICKOLAS ERNSBERGER (L in photo), age 14, of the Golden Spike Gem & Mineral Society was great at "pulling" customers for the Spinner Wheel of Fortune and honking the Indian Taxi Horn when the wheel landed on a Smiley Face.



LORNA GOEBEL, "Chief Mineralogist", keeps everyone on their toes with the game of Mineral Bingo. Volunteers in the KIDS CORNER played many games of Mineral Bingo during the weekend because it is so fun.



Outgoing NFMS President Frank Posthuma III received a Spinner Wheel of Fortune gift card on a paper towel from Jon Spunaugle, NFMS Club at Large, during a good roasting at the "has been" Club induction for Frank. First Lady Darlene Posthuma had fun spinning the Wheel of Fortune, making sure she had first pick of the prizes, then Frank could choose. We were honored by their spins.

Finding Placer Treasures

By Bob Bristow

I had wanted to visit the Cere's Hill deposit west of Centralia, Washington, for some time. I knew it had produced a lot of colorful agates, jasper, and petrified wood. I finally made it one day in early spring. My instructions on how to get there were rather vague, but the "digs" south of the road gave it away. About two acres had been dug up by rockhounds in a series of gravel beds just under the surface of the soil. Most of the gravel was less than one inch in diameter so the agates were small. I decided I wanted to try for larger game and looked at the surrounding country. From the dig area, the ground sloped up to a ridge top about a quarter mile to the north. There were several small gullies near the top that indicated that material had washed down to the lower slopes at some time in the past. The gravel dug by rockhounds probably came down from there and dropped out when the slope became shallow enough. The larger rocks should have dropped out at a slightly greater slope. This meant that near the top, there could be a residual placer where the soil and smaller rocks were washed away from the large rocks. Near the bottom, there could be a stream placer where the large rocks were left when the slope lessened. The lower slope could also be a residual placer if the water had not flowed too fast. I decided to try the lower slope and picked a spot at the foot of the steep slope. I found bedrock to be only about a foot and a half below the surface. The bedrock was littered with rocks up to several inches in diameter. The rocks include agates, jasper and petrified wood. It appeared to be a residual rather than a stream placer. Bedrock was a rotting conglomerate and the cementing agent had turned into a sticky clay that wouldn't rub off the rocks. The clay made all rocks look identical. It is recommended that, in a case like that, that you knock the corner off each rock to see if it is a "keeper." The first three agates I found were beautiful carnelian that shattered like glass when I tried to take a small chip off one end. From then on, I then selected stones by shape. The agates were lumpy with round pits. The jasper and petrified wood were water-worn and had been in the gravel pile before it was cemented into conglomerate. The agates had formed later in holes dissolved out of the conglomerate.

They took the shape of the cavity and the pits were where pebbles had protruded into the hole. This was a very good deposit, but I didn't get back for a couple of years. When I did, I found that the landowner, Weyerhaeuser, had erected a cyclone fence along both sides of the road with "No Trespassing" signs. At one time, Weyerhaeuser welcomed rockhounds, but a new executive had decided they couldn't afford to lose a few acres out of their millions, and tried to close all rockhound sites. Residual deposits are especially interesting to collectors because they are often overlooked and can contain a great amount of goodies.

The above is an example of a residual placer where the gold and other treasures are left after everything else is washed away. Stream placers are quite different. Everyone knows about stream placers! That's where you squat beside a stream, dip your pan in the gravel, swish it around a couple of times, and pour out your gold into a pouch. In a young stream placer, the gold and other heavy minerals are dropped with the big rocks. The placer is mature when the vibrating water causes the heavy minerals to work their way down to bedrock. Stream placer deposits where gold is located are interesting because that is where garnets, sapphires, rubies, and diamonds are found.

Luci and I were staying at the Sheep Mountain Lodge east of Palmer, Alaska. My gold pan was begging me to go put it to use. We drove a few miles west toward Anchorage and drove down under the Caribou Creek Bridge just across from the big Matinuska Glacier. I looked the situation over and saw where others had been prospecting. They had been following the usual directions and had dug up the fine silt behind several big boulders. All you could hope to find in the silt would be extremely fine flour gold. The Sheep Mountains appeared to be still rising and Caribou Creek cut right through the mountain. I reasoned that gold was probably still being eroded out and would be dropped with the big rocks in the creek. I tried a patch of four to eight inch rocks and sure, enough, found a half dozen flakes in each pan. While I was busy panning, another couple drove down off the highway to see how we were doing. They were both pilots for a British Columbia airline and informed me that they had just taken a lesson in panning. They also informed me that I was doing it all wrong. He continued to criticize my work and obviously wanted to show me the right way. I handed him my pan and shovel and said we would be back after lunch. In about an hour we returned and I wanted to see his gold. Not a flake! He was very discouraged, but he felt better when I told him the technique he had been taught was for old, mature, placers and this one was still forming.

The above is an example of a stream placer. So, how do you find placer deposits? I will skip the instructions for mature stream placers. They are well known and are listed in all prospecting books. Following is what I have found works for me.

1. Finding new stream placers can mean a lot of hard work. A trick to reduce the work and get better results for young placers is to think like a rock. (Haven't all of us collectors been told we have rocks in our heads?) By thinking like a rock, I mean what would you do if you were a garnet being carried down a stream in a flood. Where would you become lodged? Since garnets are significantly denser than common rocks, they require faster water to be lifted. The same water that will lift a garnet will lift a much larger common rock. You, as a garnet, would then come to rest with those much larger rocks. What does this mean in searching for that garnet? Look for large rocks along the stream, preferably a layer of large rocks exposed in a cut bank. Dig around those large rocks. Only if you find garnets (or other collectables) there, should you go to the trouble of digging down to bedrock for the really big ones in a mature deposit.
2. Keep in mind that what comes down a stream at any given time depends on what the stream is cutting through up above. This means that the minerals you are looking for will probably be in layers and not scattered all through the gravels.
3. Look at the rocks drained by the stream. If they are all sedimentary, there is little chance of good placers. If the rocks are igneous or metamorphic, the chances of a placer deposit are good. If you see schist, think of garnets in the streambed.
4. Residual deposits are completely different. This is where the rock holding the sought-after mineral has disintegrated and has been carried away by erosion. Many minerals can form deposits this way with quartz minerals being the most common. Agates, geodes, and quartz crystals are often contained in rocks making up a cliff or steep hill.
5. Pieces of the rock will fall off the cliff and disintegrate freeing any quartz specimens. The rock fragments, being very small, will wash on down the slope leaving the quartz in place. If there is considerable erosion, the quartz can work its way down to the base of the debris pile below the cliff or down to bedrock on the side of a hill. The first step in locating a residual deposit is to determine if a deposit is likely. Look on the cliff for signs of quartz or other minerals that weather slowly. Look on the debris pile or the side of the hill for small quartz fragments. If any of these are found, there is a good chance of a residual placer deposit. The digging then begins. Look for a depression on the cliff or on the hill that, if present, could channel water and help carry away debris. If the apron at the foot of the cliff is steep, try digging at the base. The quartz and debris may have been carried down to the foot where the debris was washed away.
6. Residual placers also form where there are no cliffs. The process takes longer because the disintegrated rock is carried away at a slower rate. There are many, many residual placers that have not been discovered because they are very difficult to find. The author has found several residual placers by going to similar-looking terrain near known deposits and simply digging an exploratory hole.
7. A related type of placer is one in which the minerals are left on gravel bars. The minerals are not concentrated because they are of about the same density as the stream gravels. Many agates are found in these placers. The famous Montana agates are found in gravels all along the Yellowstone River. Before the dams were built, the Columbia and Willamette Rivers were great producers. A collector could pick up a gallon bucket of agates, jasper and petrified wood in a single morning after a spring flood.

2006 Gem & Mineral Show Calendar

Third Annual

McDermitt Rock & Gem Show

Come have fun – again – Rockhound Rendezvous

Diamond A Motel

(in the parking lot out front)

US Highway 95, McDermitt, Nevada

September 21 - 24, 2006

Rooms Available – or Just Come Up for the Day!

For information: call: (775) 532-8551, fax: (775) 532-8552 or email: rocks@diamondamotel.com

A large selection of agates, jaspers, opals, petrified wood, and jewelry will be available for sale from many dealers
Field trips are planned!

Ore-Rock-On Now on DVD

Oregon, Washington, and Idaho Rock Dig Locations on DVD for PC and MAC

- A comprehensive guide for where to dig lapidary and fossil material.
- 625 USGS 7.5' topo map images to view and print with digs clearly marked.
- 212 1:100,000 scale Land Ownership maps for each collecting area.
- A relief map of each state points you to maps or detailed info & photos.
- Waypoint files to upload to your GPS-Over 2020 Waypoints!
- 35 detailed descriptions of dig sites that have GOOD material.

\$40.00 ppd. to Continental US; Send Money Order only to Tim Fisher, 18403 S. Clear Acres Drive, Oregon City, OR 97045. For more info and to purchase the CD version, please browse to <http://OreRockOn.com/CD.htm>

Show Date	Club/Show Name	Show Location	Contact Person
August 5-6 Sat 10-6 Sun 10-5	Far West Lapidary and Gem Society – Annual Show	North Bend Comm Ctr, 2222 Broadway, North Bend, OR	Carolyn DeMetz, 541-267-5008, czdemetz@earthlink.net or Carol Leaton, 541-269-0542
Aug 11-13 Fri 10-9 Sat 10-9 Sun 10-5	Port Townsend Rock Club Annual Show During the Jefferson Co Fair	Jefferson Co Fairgrounds, 49th Street Port Townsend WA	Marcia Laursen 360-301-6257 mllaursen@juno.com
Aug 12-13 Sat 9-6 Sun 9-4	Stallknecht-Morgan Museum Gem & Mineral Soc., Rock & Stamp Show	Stallknecht-Morgan Museum 8491 West Idaho Blvd. Letha, Idaho 83636	Margaret Stallknecht 208-365-1653
Aug 19-20 Sat 10-6 Sun 10-5	Nisqually Valley Rockhound Soc., Biggest Little Gem Show in the Northwest	Yelm Middle School Highway 510 Yelm, WA	Leonard Cone (360) 491-1429 pinecone@comcast.net
Sept 9-10 Sat 10-6 Sun 10-5	Hellgate Mineral Society 12 th Annual, "Treasure State Treasure's"	Ruby's Inn & Conv. Ctr. 4825 N. Reserve Missoula MT	Bob Riggs, 14 Holiday Ln., Missoula MT 59801 406-543-3667
Sept 9-10 Sat 10-6 Sun 10-4:30	Umpqua Gem and Mineral Club – Annual Show	Douglas County Fairgrounds, Douglas Hall, Roseburg, OR, exit 123 from I-5	Don Young, 541-672-2936, deyoung1953@msn.com or David Snyder, 541-679-7553
Sept 16-17 Sat 10-6 Sun 10-4	Southern Washington Mineralogical Society Annual Show	Castle Rock Fairgrounds, Cowlitz River & A St, Castle Rock	Diann Thurston 503-728-4274
Sept 16-17 Sat 10-6 Sun 10-5	Marcus Whitman Gem & Mineral Society, 37 th Annual Show	Walla Walla Co. Fairgrounds 9 th St. & Orchard, Walla Walla	Jack Edwards 509-529-3673 edwards@wwics.com
Sept 29-Oct 1 Fri 10-6 Sat 10-6 Sun 10-5	Portland Regional Gem & Mineral Show 26 th Annual Show "Cascade of Gems"	Portland Metro Expo Center, 2060 Marine Dr., Bldg D www.expo-center.org	Kirby Harris 360-574-7195, twofilm@yahoo.com Steve Nelson 503-397-5284
Sept 29-Oct 1 Fri ? Sat ? Sun ?	Clallam County Gem & Mineral Soc. (Sequim, Washington), "Earth's Treasures"	Guy Cole Conv. Center Carrie Blake Park 202 N. Blake Road Sequim, Washington	Foster Thompson, Show Chair, (360) 681-7981 Wanda Power, Vendors-Demos (360) 681-2323
Oct 14-15 Sat 10-5 Sun 10-5	Marysville Rock & Gem 32nd Annual "Rocktoberfest"	Jr. High Cafeteria 7th St. & State Ave Marysville, WA	Doug Baker 360-658-7874, dougandsandy@comcast.net
Oct 21-22 Sat 10-6 Sun 10-5	Hells Canyon Gem Club, 40 th Show, "Wonders of Rock & Fossil"	Nez Pearce Co. Fairground, 1229 Burrell Ave, Lewiston ID	Jack Edwards 509-529-3673 edwards@wwics.com
Oct 28-29 Sat 9-6 Sun 10-5	Clackamette Min. & Gem Club "Gifts From Nature 2006"	Clackamas Co Fairgrounds, Pav. Bldg, 694 NE 4th Ave., Canby, OR	Hidemi Kira 503-682-6132 htkira@spiritone.com
Oct 28-29 Sat 10-5 Sun 10-5	Bellevue Rock Club, Rock, Gem and Jewelry Show	Vasa Park, 3560 West Lake Sammamish Pkwy SE (I-90, exit 13)	Bruce Himko Brucenbecky@comcast.com (425) 957-1284
Nov 3-5 Fri 12-7 Sat 10-7 Sun 10-4	Springfield Thunderegg Rock Club, 49 th Annual Show	Oakway Center 112 Colburg Road (exit off hwy 126)	Jim Nelson (541) 687-8100
Nov 10-12 Fri 10-5 Sat 10-5 Sun 10-4	BEMS (Boeing) & NW Opal Assoc., 2nd Annual South Sound Gem, Opal and Mineral Show	Expo Hall, Puyallup Fairgrounds, Meridian St S & 9th Ave SW	Steve Mackey (253) 759-8903 smackey@harboret.com
Nov 11-12 Sat. 9-5 Sun. 10-5	Skagit Rock & Gem Club, "Treasures of the Earth"	Sedro-Woolley Community Center 720 State Street	Tina Anderson (360) 293-9600
Nov 18-19 Sat 10-5 Sun 10-5	Kitsap Mineral & Gem Soc., Fall Festival of Gems	Kitsap Co. Fairgrounds 1200 Fairgrounds Rd. Bremerton, WA	Dave Reimers 360-275-5986 dnkreimers@earthlink.net